

Synectics Solutions Limited

# GHG Emissions & Carbon Reduction Plan

This carbon reduction plan is compliant with PPN 06/21.

flotilla



13/03/2025

# Contents

Introduction	...3
GHG Emissions Baseline	...4
GHG Emissions Methodology	...5
GHG Emissions Summary	...6
Carbon Reduction - Completed Initiatives	...7
Carbon Reduction Initiatives	...8
Declaration and Sign Off	...9



Company name:

**Synectics Solutions Limited**

Publication date:

**13/03/2025**

*Synectics Solutions Ltd is a fully ISO270010 certified UK Government Specified Anti-Fraud Organisation with over 30 years' experience in delivering effective and innovative fraud & financial crime prevention solutions for private & public sector organisations.*

*With a people-first focus we are dedicated to using data & insight as a force for good, promoting social & financial inclusion whilst enabling companies to reduce risk & combat financial crime alongside meeting compliance & regulatory commitments.*

*We operate as a business-critical partner to over 160 clients across Banking & Finance, Insurance, Public Sector, Retail, Telecoms, Utilities & Vehicle rental to inform decision making for all points in a customer's lifecycle. Our flagship offering National SIRA is the largest syndicated database of cross sector customer risk intelligence in the UK.*

*We have also managed the National Fraud Initiative (NFI) since its inception in 1998 on behalf of the Cabinet Office.*



Commitment to  
target Net Zero:

**2045**



Baseline emissions are a record of the greenhouse gases that have been produced in the past and were produced prior to the introduction of any strategies to reduce emissions. Baseline emissions are the reference point against which emissions reduction can be measured.

Synectics Solutions have gathered data regarding Scope 1 & 2 carbon emissions (as defined by the GHG Protocol) since 2018, with these included in company reporting since 2020 in line with the requirements of the Streamlined Energy and Carbon Reporting (SECR) legislation.

Baseline emissions for Financial Year ending 31<sup>st</sup> August 2019 were:

Scope 1	290.48 tCO <sub>2</sub> e
Scope 2 (Location based)	394.95 tCO <sub>2</sub> e
Total emissions	685.43 tCO <sub>2</sub> e
Intensity rate tCO <sub>2</sub> e/£k Turnover	0.03

Following the implementation of several key initiatives, including onsite solar PV installation Scope 1 & 2 emissions have reduced by 49% (63% intensity) from this initial baseline.

Emissions for Financial Year ending 31<sup>st</sup> August 2023 were:

Scope 1	170.68 tCO <sub>2</sub> e
Scope 2 (Location based)	176.97 tCO <sub>2</sub> e
Total emissions	347.65 tCO <sub>2</sub> e
Intensity rate tCO <sub>2</sub> e/£k Turnover	0.01

Full details of completed initiatives can be found on page 7 of this report.

Following investment into the company, we have revised our reporting period for progress against carbon reduction targets and emissions data measure by calendar year and have expanded the boundary of reporting to include Scope 3 emissions, reflecting our commitment to data transparency and understanding our supply chain impact.

Reported emissions in the most recent period have therefore increased due to increased scope, improved data collection and broader supplier engagement.

In future years, we'll show how we've reduced carbon emissions from the updated baseline figures for 2024.



Our GHG emissions inventory is aligned to the GHG Protocol and covers:

### Scope 1: Direct emissions

Direct emissions from sources owned or controlled by an organization, such as fuel combustion in company vehicles, manufacturing processes, and onsite energy production.
















### Scope 2: Indirect emissions

Indirect emissions from the consumption of purchased electricity, steam, heating, and cooling. These emissions occur at the source of energy production but are attributed to the organization that uses the energy.

We have committed to reduce emissions in line with science-based targets, with near-term target to reduce emissions by 50% before 2030. Our strategy and planned actions to achieve this reduction is detailed on page 8 of this report.

### Scope 3: Supply chain emissions and categories

These have been calculated using spend based data except for Employee commuting where a distance-based method is used depending on the data available.

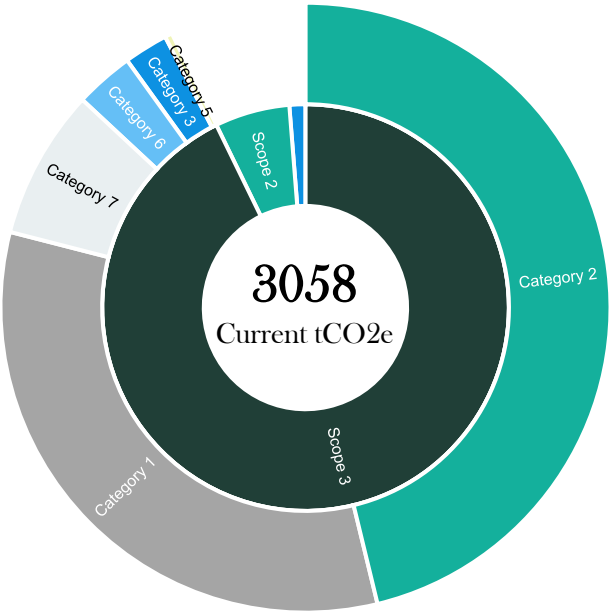
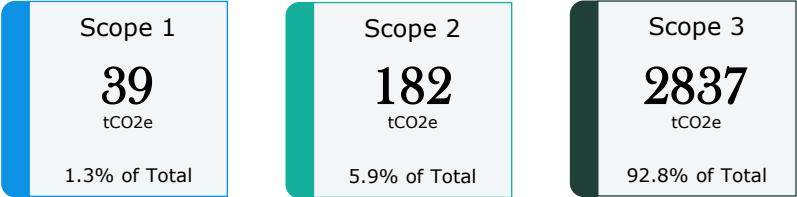
Scope 3 GHG Category	Description
 Category 1: Purchased goods and Services	Emissions from the production of goods and services a company buys.
 Category 2: Capital goods	Emissions from producing long-term assets such as buildings or equipment.
 Category 3: Fuel and Energy-Related (not in Scopes 1 or 2)	Emissions from extraction, production, and transportation of fuels and energy purchased.
 Category 4: Upstream Transportation and Distribution	Emissions from transporting and distributing products purchased by the reporting company.
 Category 5: Waste Generated in Operations	Emissions from waste disposal and treatment.
 Category 6: Business Travel	Emissions from travel by employees (e.g., flights, rental cars).
 Category 7: Employee Commuting	Emissions from employees commuting to and from work.
 Category 8: Upstream Leased Assets	Emissions from leased assets not included in Scope 1 or 2, occurring upstream in the value chain.
 Category 9: Downstream Transportations & Distributions	Emissions from transporting and distributing sold products to customers.
 Category 10: Processing of Sold Products	Emissions from processing intermediate products sold by the company.
 Category 11: Use of Sold Products	Emissions from the use of goods and services sold.
 Category 12: End of Life of Sold Products	Emissions from waste disposal and treatment of sold products at their end-of-life.
 Category 13: Downstream Leased Assets	Emissions from assets leased to other entities.
 Category 14: Franchises	Emissions from operations of franchises.
 Category 15: Investments	Emissions from investments made by the company, such as loans and equity.

# GHG Emissions Summary

We have committed to reduce emissions in line with science-based targets, with near-term target to reduce emissions by 50% before 2030.

Scope 3 categories which are outside of scope are indicated as 'not measured.'

## Current GHG Emissions



Scope	GHG Category	2024 Tonnes CO2e (Current)	2024 % of emissions
1	Fuel in company vehicles	0	0.00%
	Direct fuel	39	1.28%
2	Electricity – location based	182	5.94%
	Indirect fuel usage in leased offices	0	0.00%
	Indirect fuel usage in leased assets	0	0.00%
3	Category 1: Purchased goods and Services	1002	32.78%
	Category 2: Capital goods	1413	46.21%
	Category 3: Fuel and Energy-Related (not in Scopes 1 or 2)	72	2.35%
	Category 4: Upstream Transportation and Distribution	0	0.00%
	Category 5: Waste Generated in Operations	12	0.39%
	Category 6: Business Travel	95	3.11%
	Category 7: Employee Commuting	243	7.95%
	Category 8: Upstream Leased Assets	0	0.00%
	Category 9: Downstream Transportations & Distributions	0	0.00%
	Category 10: Processing of Sold Products	Not measured	Not measured
	Category 11: Use of Sold Products	Not measured	Not measured
	Category 12: End of Life of Sold Products	Not measured	Not measured
	Category 13: Downstream Leased Assets	0	0.00%
	Category 14: Franchises	Not measured	Not measured
	Category 15: Investments	Not measured	Not measured
Total Emissions		3058	

- ▶ Replacement of office lighting to low energy LED
- ▶ Installation of motion and daylight sensors for lighting to reduce energy consumption
- ▶ Commitment to purchasing only renewable energy
- ▶ Installation of changing facilities
- ▶ Implementation of free-cooling in our data centres to reduce energy consumption
- ▶ Installation of onsite solar PV
- ▶ Head Office boiler replacement to improve energy efficiency
- ▶ Tracking of business mileage claimed for company cars (Fuel in company vehicles)
- ▶ Company vehicle policy updated to offer only hybrid or full electric vehicles
- ▶ Installation of Workplace EV Chargers to support the move to Electric Vehicles
- ▶ Creation of an employee-led green team
- ▶ Introduction of Employee Surveys
- ▶ Implementation of a Cycle to Work Scheme (including e-bikes)
- ▶ Implementation of an EV Salary Sacrifice Scheme
- ▶ Switched to online document signing
- ▶ Setting of climate commitments with interim targets
- ▶ Submission of data to Carbon Disclosure Project (CDP) – latest score B- (highest available in current category)

# Carbon Reduction - Planned Initiatives

8

**These are our planned initiatives that will allow us to meet our near-term and long-term targets set for reducing carbon emissions.**

**We commit to continually review and revise our ambitions and the actions required to meet these and to provide regular updates to our stakeholders to communicate our progress and plans.**

**Annual reduction  
percentage required  
to achieve Net Zero:**

**10.38%**

## **Scope 1: Direct emissions**

- ▶ Switch to EV Company Cars
- ▶ Rationalise the number of Company owned vehicles
- ▶ Continue to encourage car-sharing in Company Cars
- ▶ Improve our company car's fuel efficiency
- ▶ Adjust the thermostatic temperature of our workspaces
- ▶ Explore removal of natural gas from operations over the next 5 years

## **Scope 2: Indirect emissions**

- ▶ Implement an energy audit to identify key priorities
- ▶ Implement office energy efficiency policy
- ▶ Implement an annual Energy Audit process
- ▶ Install electricity meters to improve your energy data
- ▶ Focus on energy-efficient behaviours in the office

## **Scope 3: Supply chain emissions and categories**

- ▶ Improve waste & recycling practices (Category 5: Waste generated in operations)
- ▶ Introduce a Car Sharing Scheme (Category 7: Employee commuting)
- ▶ Promote and incentivise public transport initiatives (Category 7: Employee commuting)
- ▶ Prioritise computer service suppliers with net zero pathways (Category 1: Purchased goods and services)
- ▶ Implement waste management policy (Category 5: Waste generated in operations)
- ▶ Implement a 'Stay or Go' sustainable travel policy (Category 6: Business travel, Category 1: Purchased goods and services)
- ▶ Continue to support flexible working to reduce commuting emissions
- ▶ Explore movement of servers from on-prem to the cloud
- ▶ Issue a sustainability-focussed supplier code of conduct
- ▶ Implement sustainable home-working guidance

## **Other initiatives we plan to do that are not specific to Scope 1, 2 or 3:**

- ▶ Promote understanding of carbon accounting & net zero key terms and methodologies (Engage & learn)
- ▶ Provide training for our employees (Engage & learn)
- ▶ Reduce unnecessary business travel (Governance & strategy)
- ▶ Incorporate sustainability into our procurement processes and policies (Governance & strategy)
- ▶ Implement an environmental policy (Governance & strategy)



This Carbon Reduction Plan has been completed in accordance with PPN 06/21 and associated guidance and reporting standard for Carbon Reduction Plans.

Emissions have been reported and recorded in accordance with the published reporting standard for Carbon Reduction Plans and the GHG Reporting Protocol corporate standard<sup>1</sup> and uses the appropriate Government emission conversion factors for greenhouse gas company reporting.<sup>2</sup>

Scope 1 and Scope 2 emissions have been reported in accordance with SECR requirements, and the required subset of Scope 3 emissions have been reported in accordance with the published reporting standard for Carbon Reduction Plans and the Corporate Value Chain (Scope 3) Standard.<sup>3</sup>

This Carbon Reduction Plan has been reviewed and signed off by the board of directors (or equivalent management body).

1 <https://ghgprotocol.org/corporate-standard>

2 <https://www.gov.uk/government/collections/government-conversion-factors-for-company-reporting>

3 <https://ghgprotocol.org/standards/scope-3-standard>

*Produced by Flotilla in  
conjunction with Synectics  
Solutions Limited*



[flotillaworld.com](https://flotillaworld.com)

**flotilla**

